DRAWING NO

FAN CURVE:

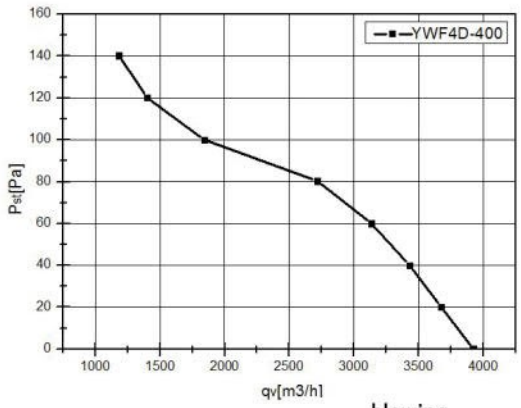

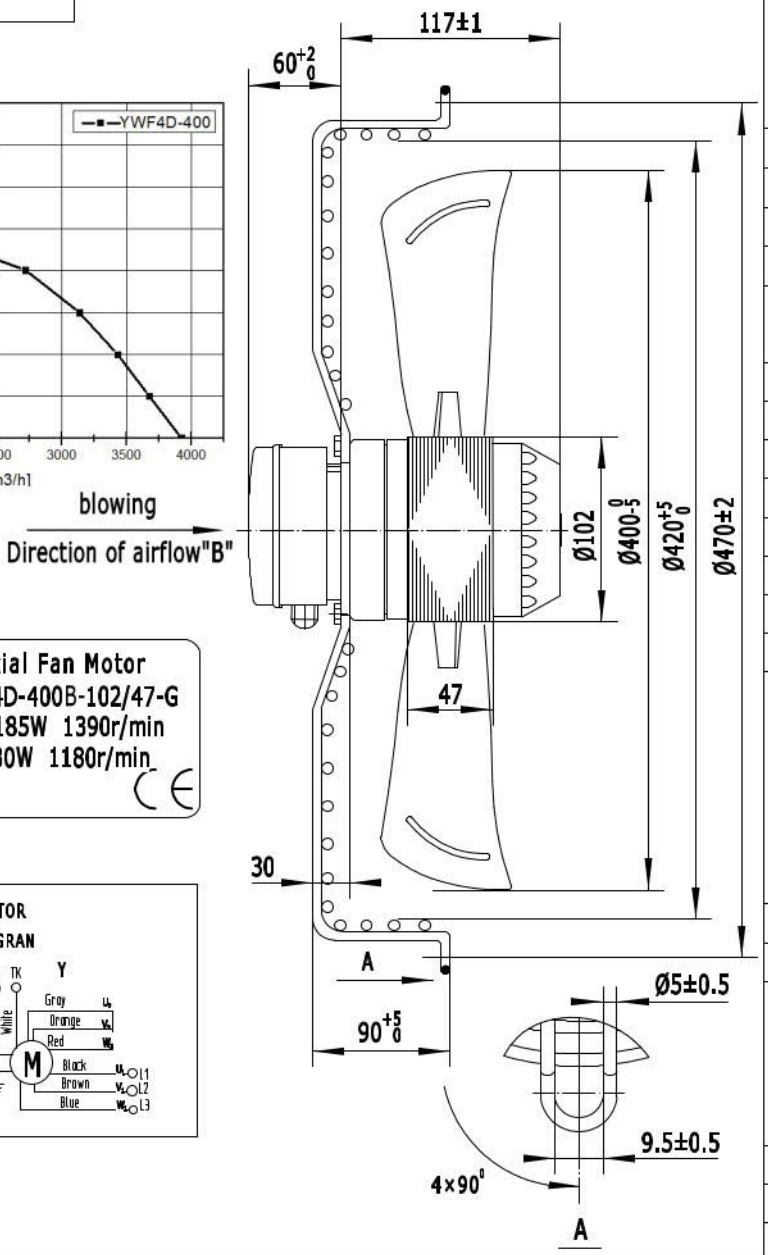

LABEL:

WEIGUANG®
Axial Fan Motor
YWF4D-400B-102/47-G
△ 380V 50Hz 0.49A 100/185W 1390r/min
Y 380V 50Hz 0.24A 70/130W 1180r/min
CL.B IP54 XX/XX

Wiring diagrams:

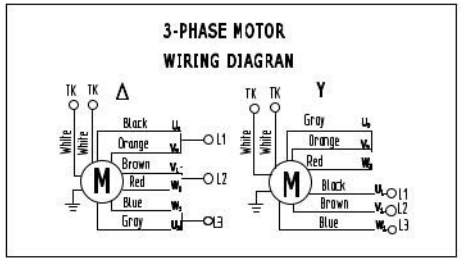

WEIGUANG® Axial fan motor

HANGZHOU WEIGUANG ELECTRONIC CO.,LTD

Unit: axial fan motor	Type:
Motor: Three phases motor	Customer:
Motor type:YWF4D-400B-102/47-G	Customer-type:

TYPE	Voltage v	Frequency Hz	Input power W	Current A	Speed r/min +/-5%	Air volume m^3/h	noise level dBA	capacitor μF/ VDB
YWF4D-400S-102/47-G	△ 380	50	185	0.49	1390	/	67	/
	Y 380	50	130	0.24	1180	/	54	/

Insulation class : B	Operating type: S_1
Permissible ambient temperature : -30~60℃	Temperature Increase: ΔT≤75K
Motor protection:thermocontact 135±5℃	Bearings: ball bearings
	License: CE CCC

Model meanings:

YWF 4D-400 B-102/47-G

- YWF: Asynchronism axial fan motor
- 4D: Motor pole
- 400: Three Phases
- B: Fans diameter
- 102: The diameter of the rotor
- 47: The thickness of laminated core
- G: Grid
- B: Direction of airflow

Electrical connection:lead wire Silikon 9G 0.50mm^2 , Length 100mm in terminal box connected

Direction of rotation:anticlockwise(blowking),Airflow direction:"B"looking at rotor side

APPROX. WEIGHT	
MEANS	

REV.	DESCRIPTION	APPROVED	DATE

DECIMAL	TOLERANCE		SIGN	DATE
X	±0.5	DRN.BY		
X.X	±0.25	CHD.BY		
X.XX	±0.15	ENG.BY		
ANGLE	±3°	APP.BY		

TITLE: YWF4D-400B-102/47-G

PROJECTION

A4

SCALE

SHEET: of